

Apollo Curling League

2025–26 Player Satisfaction Survey

Complete Data Summary

All quantitative results and free-form response summaries from the year-end survey.

Responses: **105 players**
Response rate: **~34%** (of ~310 registered players)
Collection period: **March–April 2026** (survey closed April 18)

Contents

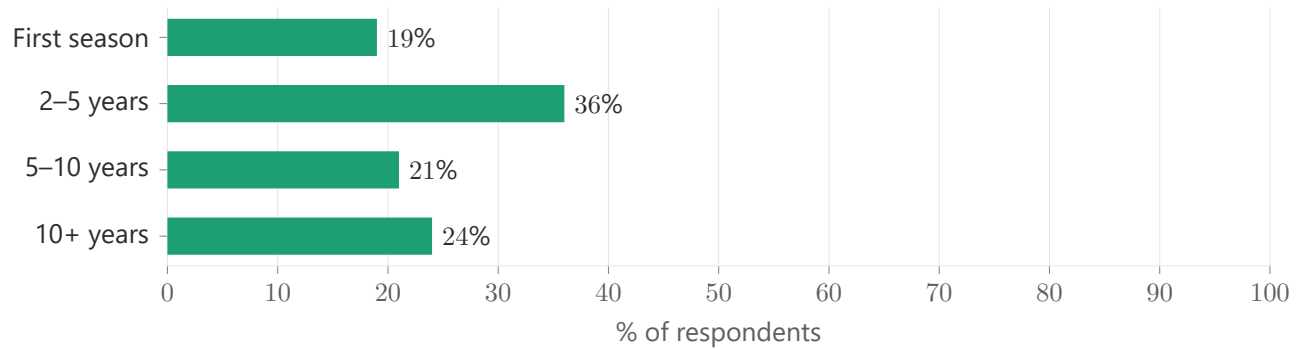
1 Demographics	3
1.1 Tenure with Apollo (n = 105)	3
1.2 Capacity (n = 105)	3
2 Community & Belonging	3
2.1 How welcoming is the league to new players? (1–5 scale, n = 105)	3
2.2 Primary objective of the league (n = 99)	4
3 Platform Engagement	4
3.1 Which platforms do you engage with regularly? (n = 105, multi-select)	4
4 Social Events	4
4.1 Satisfaction with number of social events (n = 104)	5
4.2 Social event frequency satisfaction (1–5 scale, n = 97)	5
4.3 Social event ratings	5
5 Ice Time & League Structure	6
5.1 Satisfaction with amount of curling (n = 104)	6
5.2 Preferred structure for next season — ranked #1 (n = 105)	6
5.3 Average rank by option (1 = most preferred)	6
5.4 Feelings about a 7:45 PM Saturday draw (n = 105)	7
5.5 Feelings about playing at Calgary Curling Club (n = 105)	7
5.6 If capped at 42 teams and your team didn't get a spot (n = 104)	7
5.7 Replace final playoff with additional round-robin? (n = 103)	8
6 Spare System	8
6.1 How often were you able to find a spare? (1–5 scale, n = 96)	8
7 50/50 Raffle	9
7.1 Thoughts on 50/50 ticket sales (n = 104, multi-select)	9
8 Sponsorship Awareness	10
8.1 Do you know who the sponsors are? (n = 105)	10
8.2 More inclined to use a sponsor's services? (1–5 scale, n = 104)	10
9 Volunteering	10
9.1 Would you volunteer to help organize the league? (n = 102)	10
10 Retention & Return	11
10.1 How likely to curl with Apollo next season? (1–5 scale, n = 104)	11
10.2 How likely is your team to return? (1–5 scale, n = 101)	11
11 Overall Satisfaction	11
11.1 How satisfied are you with how the league is organized? (1–5 scale, n = 100)	12
12 External Engagement	12
12.1 Do you participate in out-of-town LGBTQIA2S+ bonspiels? (n = 102)	12

12.2 Interest in a bonspiel “bulletin board” (1–5 scale, n = 96) 12

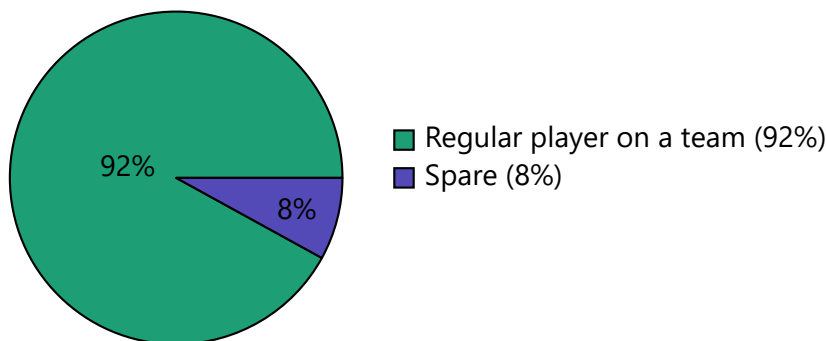
13 General Feedback to Organizers 13

Demographics

Tenure with Apollo (n = 105)



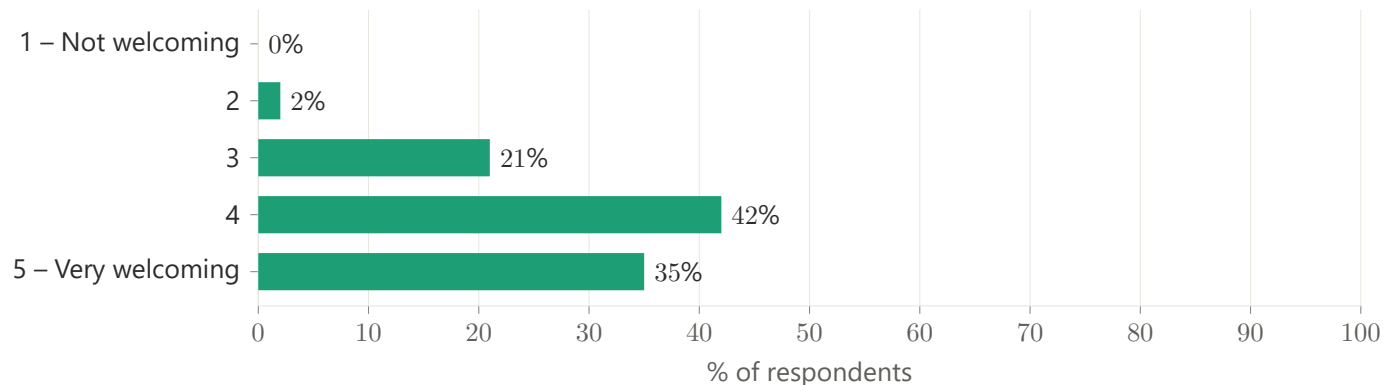
Capacity (n = 105)



Community & Belonging

How welcoming is the league to new players? (1–5 scale, n = 105)

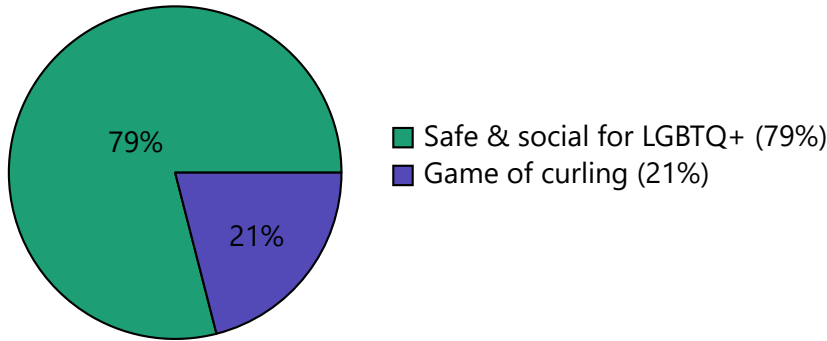
Mean: 4.10 / 5



Suggestions for making the league more welcoming (27 responses): The most common themes:

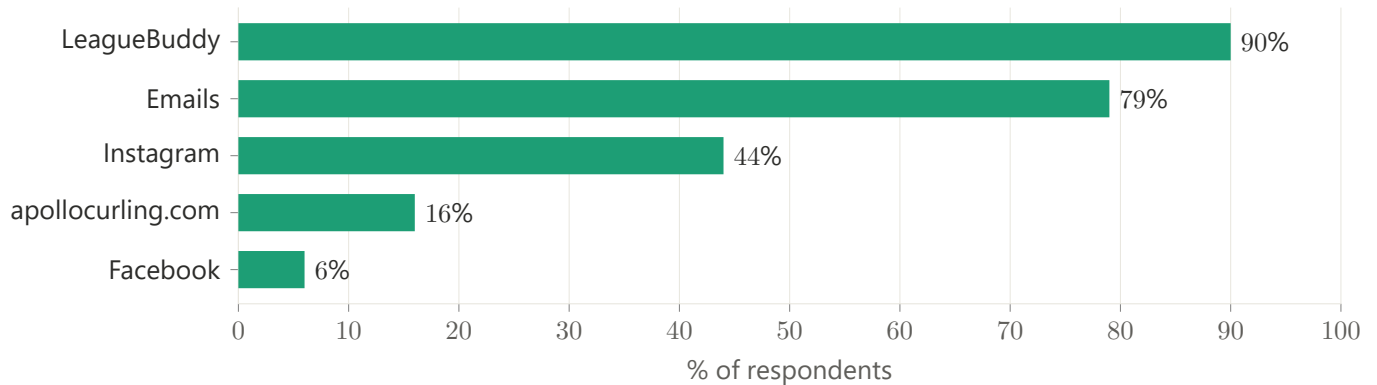
encourage veterans to engage with new faces (~7 mentions), host a pre-season social / meet-and-greet so people can connect before the season starts (~4), don't cap the league — keep it open to new teams (~4), table-mixing or icebreakers at events (~3), align draw times so teams overlap in the lounge (~3). Several noted the league is already welcoming; a few observed that long-tenured teams can be insular. One specific idea: "provide drink tickets to returning teams to be used on new players."

Primary objective of the league (n = 99)



Platform Engagement

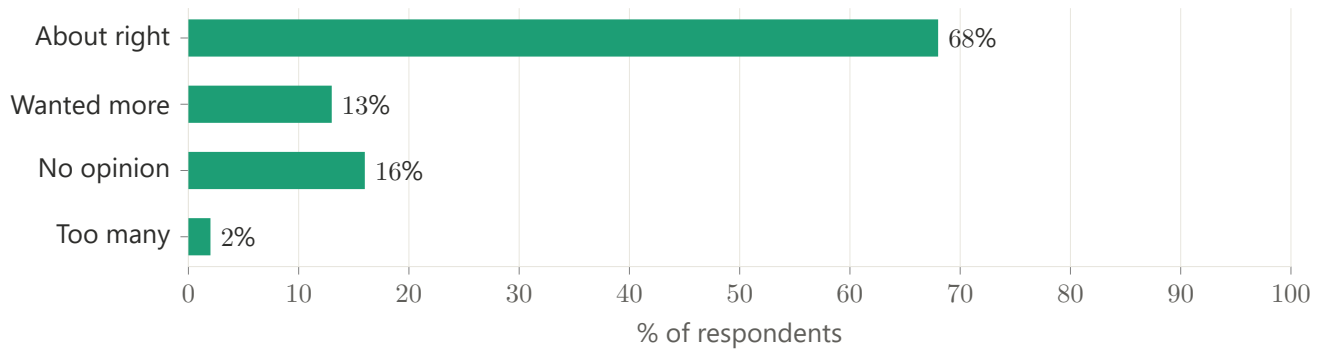
Which platforms do you engage with regularly? (n = 105, multi-select)



Communications feedback (20 responses): Split sentiment: ~8 praised the communications ("great," "better than rec leagues," "TL;DR is great," "push notifications are fantastic"). ~5 said emails are too frequent or too dense, particularly around Western Cup. ~3 asked for the ability to filter or opt out of certain email types (e.g., bonspiel promotions). One reported the website contact email was incorrect when trying to join. One asked for consistent rules across both the website and League Buddy.

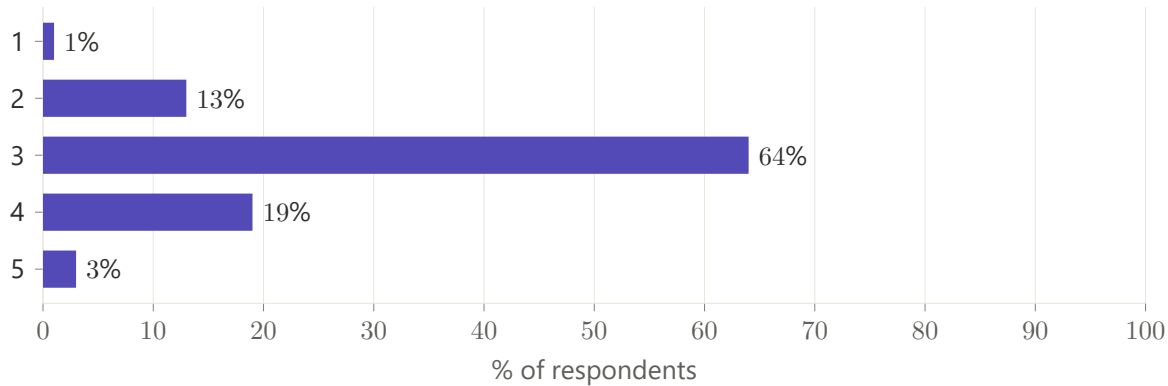
Social Events

Satisfaction with number of social events (n = 104)



Social event frequency satisfaction (1–5 scale, n = 97)

Mean: 3.09 / 5



The mean dropped from 3.28 (at 96 responses) to 3.09 (at 105). The “About right” share on the preceding question held steady, so this shift is driven by a softening in the specific 1–5 rating rather than a structural change in sentiment.

Social event ratings

Respondents rated each event they attended. Percentages based on attendees only.

Event	Excellent	Very Good	Good	Fair	Poor	Attended
Season Opener	19%	23%	45%	13%	0%	53
Trivia	9%	30%	50%	9%	2%	46
Drag Bingo	14%	24%	46%	11%	5%	37
Musical Bingo	23%	26%	37%	11%	3%	35
Cold Garden	16%	28%	42%	12%	2%	57

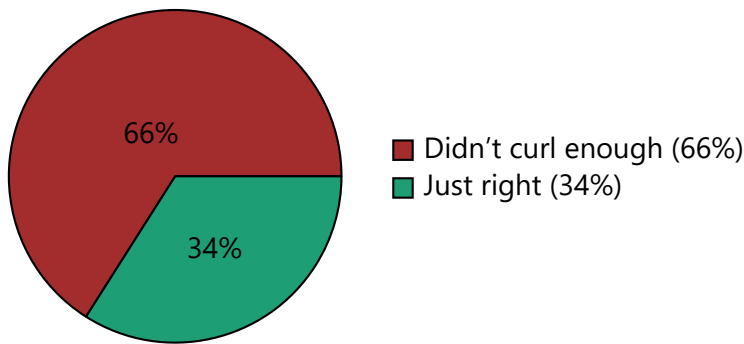
Cold Garden had the highest attendance (57). Musical Bingo had the highest “Excellent” rating (23%).

Social event suggestions for next season (18 responses): Bring back Family Feud (~3), karaoke (~2), another off-site brewery night (~2), a pre-season meet-and-greet for spares (~2), a holiday party (~2). Several said the current mix is good. One said “drag bingo is tired.” A couple noted curling itself is the social event and structured lounge events can get in the way (“sheets sit open is interesting,” “curling is the social event”). One suggested “something that requires people to mix up their tables and change who they sit with.”

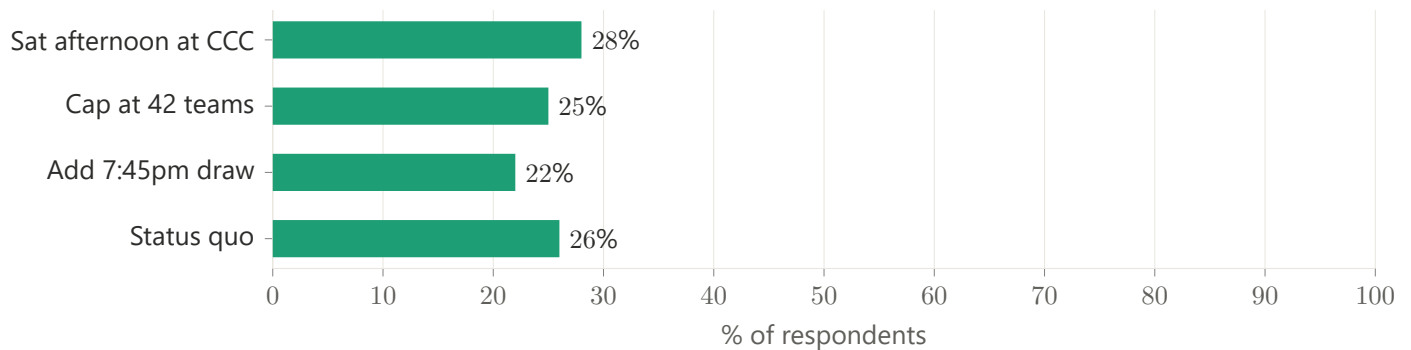
General social event feedback (21 responses): The dominant theme: **scheduling conflicts** (~11 responses). With 3 draw times, events in the lounge consistently fell during respondents’ games or on their bye weeks. Many couldn’t attend any events all season. Other feedback: the Christmas party was quieter without the buffet format (~2), drinks at the rink are getting expensive (~2), Cold Garden’s location isn’t convenient (~1).

Ice Time & League Structure

Satisfaction with amount of curling (n = 104)



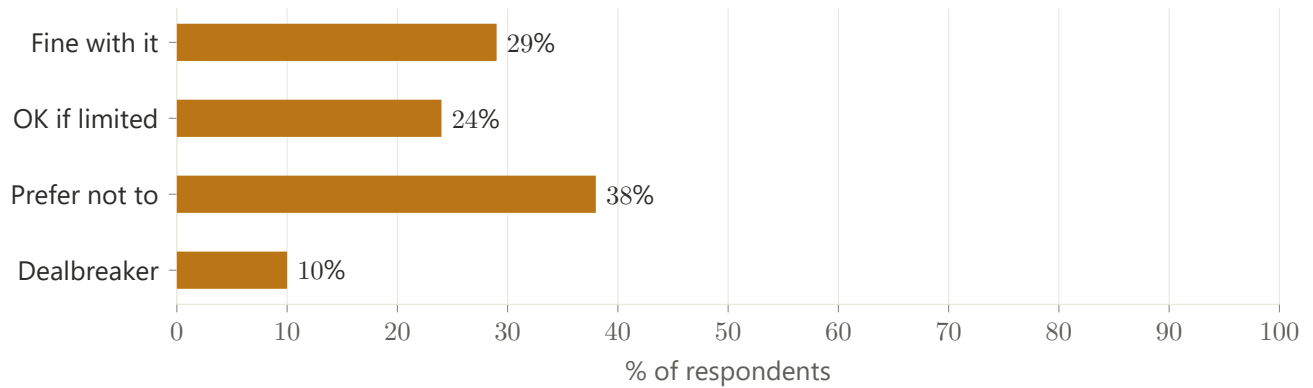
Preferred structure for next season — ranked #1 (n = 105)



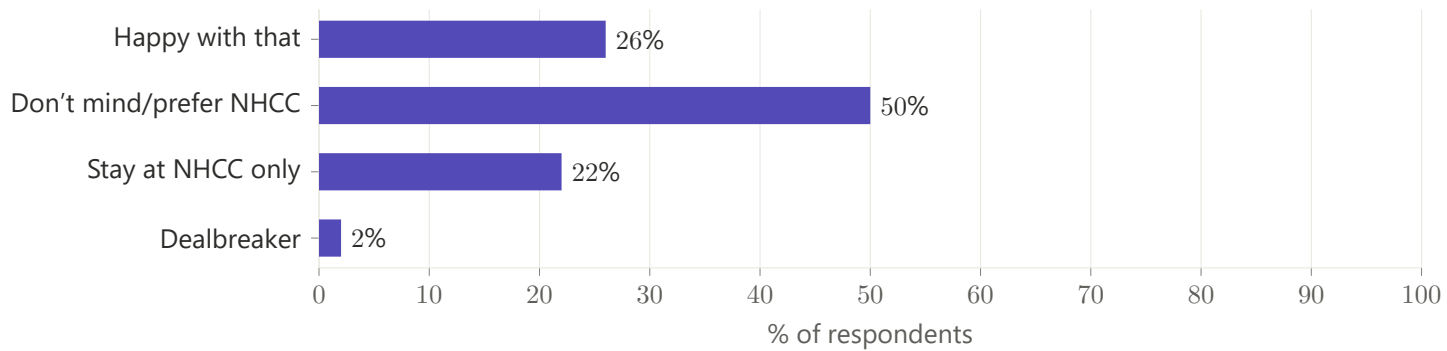
Average rank by option (1 = most preferred)

Option	Avg Rank
Saturday afternoon at CCC	2.31
Cap at 42 teams (1 bye/round)	2.43
Status quo	2.56
Add 7:45 PM Saturday draw	2.68

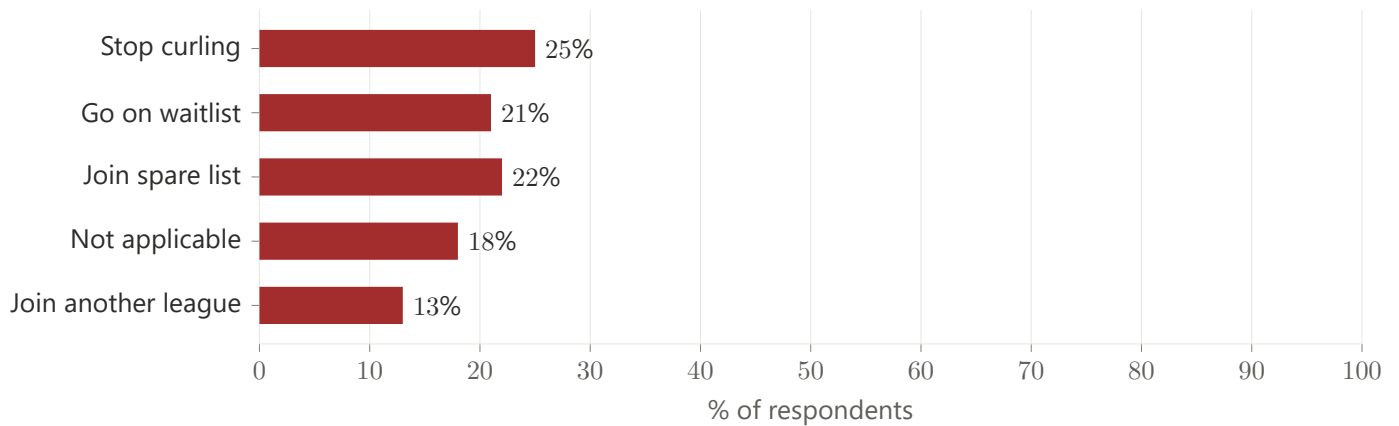
Feelings about a 7:45 PM Saturday draw (n = 105)



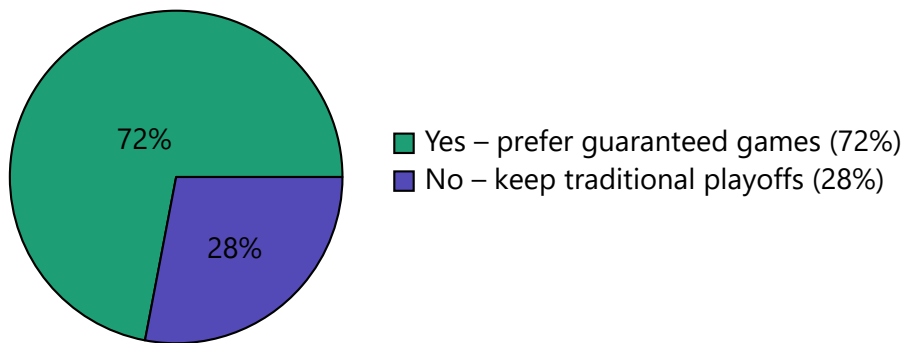
Feelings about playing at Calgary Curling Club (n = 105)



If capped at 42 teams and your team didn't get a spot (n = 104)



Replace final playoff with additional round-robin? (n = 103)



Scheduling and format suggestions (39 responses): The richest free-form question. Key themes:

Stop league-wide byes for out-of-town bonspiels (~9): “Stop taking weekends off for out of town bonspiels.” “No byes for out of town bonspiels or Nationals.” Give travelling teams individual byes instead. “We had 4 weeks between playoff games.”

Playoff gaps too long (~6): “The month break in the playoffs was disappointing.” “Not so long between playoff games.” Several preferred replacing playoffs with round-robin for predictability.

Returning team priority (~5): “Preference for teams that curled last year during registration.” “Returning teams should have first crack.”

Competitive balance / division placement (~4): “More aggressive balancing of divisions.” “Cap the number of teams per group, but also take into account how long team members have been playing.”

Keep growing / don’t cap (~4): “I value inclusion and accessibility over convenience.” “The more teams the better.”

Prefer quality over size (~3): “Eventually a league needs to hit capacity.” “Just remember bigger is not always better.”

Spare system for bye weeks (~2, new): “People on bye weeks could get spare requests. Sometimes nobody is available, but we have many curlers on byes who probably wouldn’t mind switching it up.”

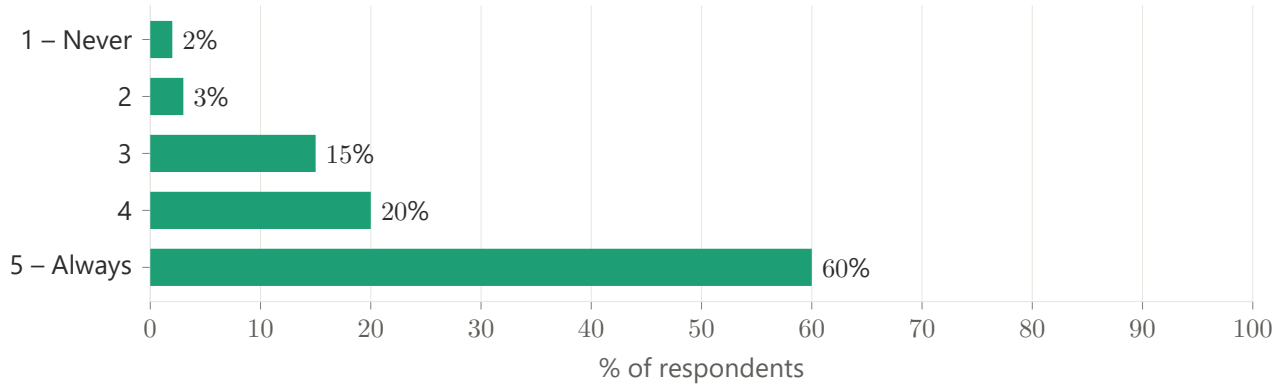
Explore new scheduling (~3): Sunday times, shorter 6-end games, splitting draws across multiple days, dual social/competitive leagues.

Appreciation for the difficulty (~4): “I very much appreciate how difficult it is to keep everyone happy.” “No simple answer.”

Spare System

How often were you able to find a spare? (1–5 scale, n = 96)

Mean: 4.33 / 5



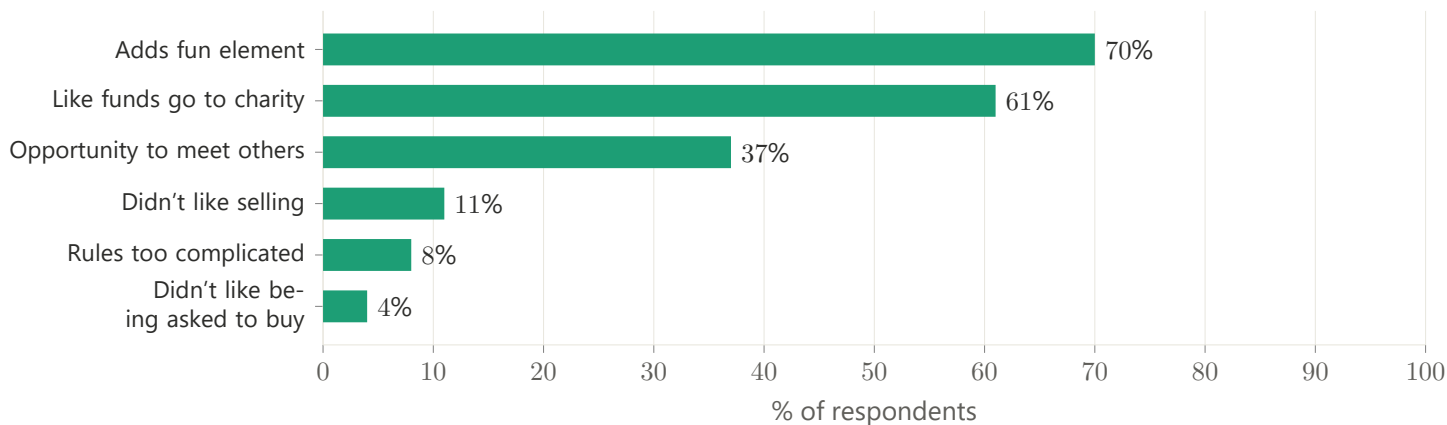
Spare list experience (8 responses): Positive overall: spares reported getting plenty of ice time, sometimes more than team players. Main frustrations: spare requests get scooped within seconds (~2), some teams cancelled after a spare had committed (~1), and difficulty figuring out who to send spare invites to (~1). One suggested a structured rotation system for fairer distribution.

Spare rules feedback (23 responses): **Position restrictions** remain the central tension. ~7 respondents want stricter rules (“spares are so good and completely change a team’s dynamic,” “don’t like spare players playing other positions other than 1st or 2nd,” “teams who are doing poorly often bring in a ringer from the list”). ~4 want more flexibility (“allow spares from other teams to play front end, not just lead,” “spares should be able to play any position”).

Other suggestions: more information on the spare list such as preferred positions (~2), a white-board at the rink for same-day availability (~1), reliability ranking in League Buddy (~1), spares should pay a seasonal fee (~1), reminder emails to spares who’ve accepted (~1), encourage use of the formal spare system rather than private text invites (~1).

50/50 Raffle

Thoughts on 50/50 ticket sales (n = 104, multi-select)

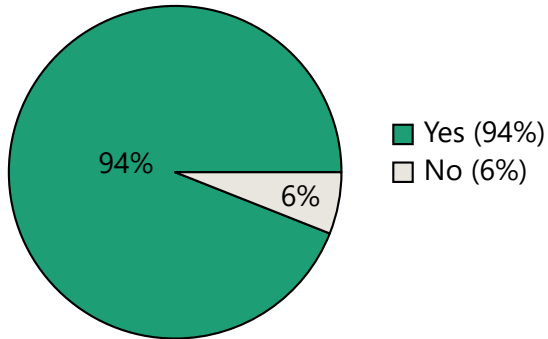


Fundraising ideas (11 responses): Silent auction of homemade or new items (~2), branded Apollo merchandise for sale (~2), consolidate to one larger 50/50 draw per weekend instead of per draw (~2), “big bike day” charity ride (~1), blind calcutta for the season (~1), team competition for highest

ticket sales (~1). Two said current fundraising is sufficient or should be reduced.

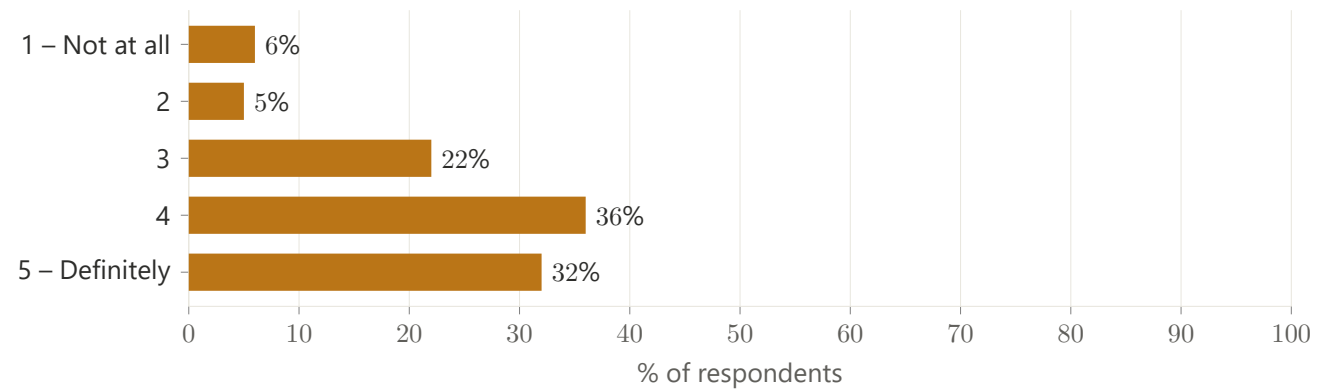
Sponsorship Awareness

Do you know who the sponsors are? (n = 105)



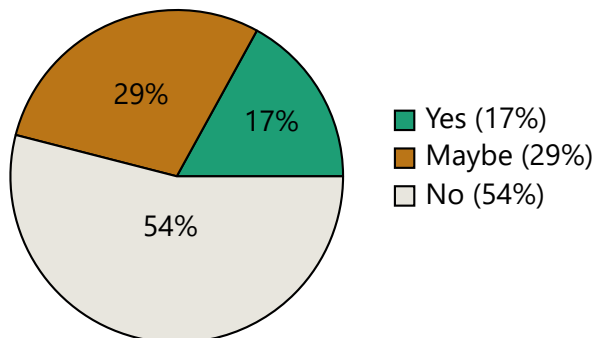
More inclined to use a sponsor’s services? (1–5 scale, n = 104)

Mean: 3.83 / 5



Volunteering

Would you volunteer to help organize the league? (n = 102)

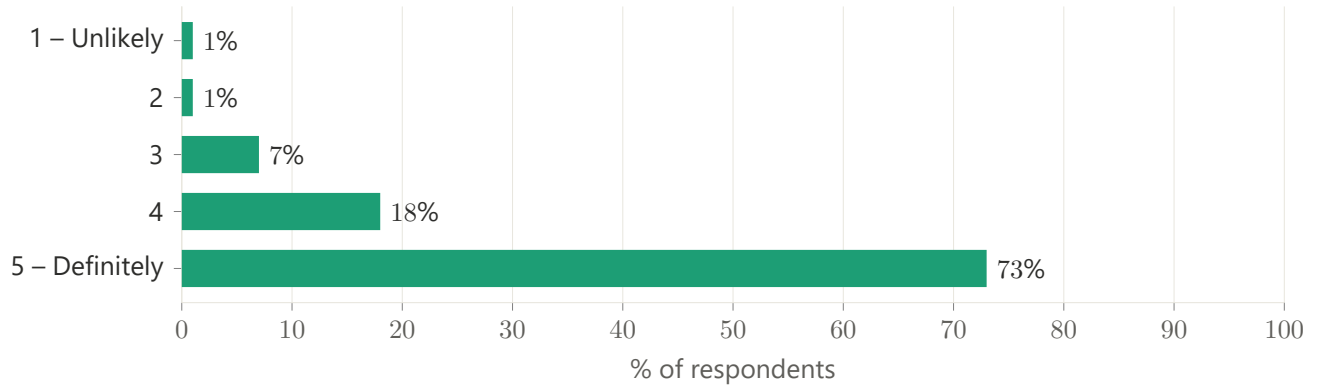


Areas of interest mentioned (18 responses): organizing events (~5), Western Cup (~3), scheduling (~2), bonspiels (~2), "anything but budgets and social media" (~1).

Retention & Return

How likely to curl with Apollo next season? (1–5 scale, n = 104)

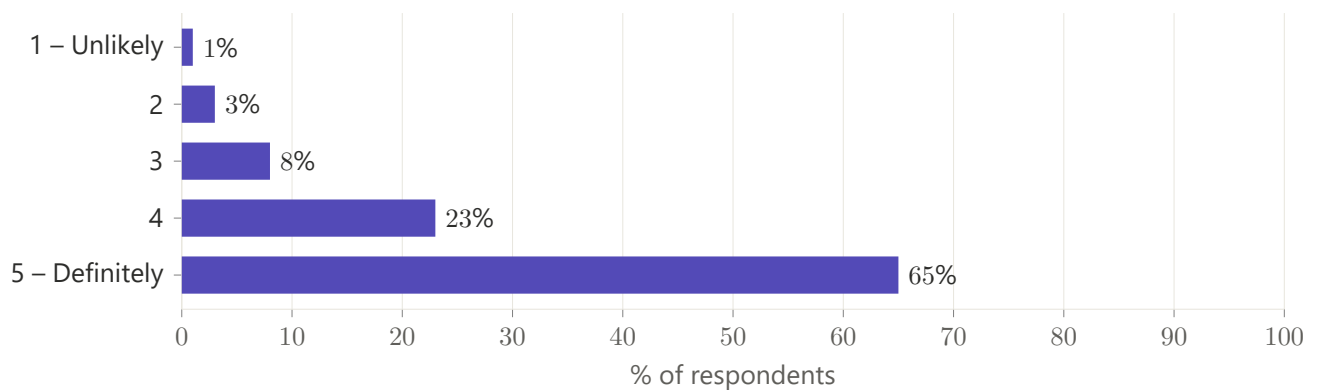
Mean: 4.62 / 5



Reasons for not returning (14 responses): Team uncertainty — unsure if their team will keep them or stay together (~3). Scheduling/commitment frustration — can't plan weekends, not enough games for the cost (~2). Travel conflicts (~2). Sport wasn't for them (~1). Late Saturday draws would be a dealbreaker (~1). Registration timing uncertainty (~1). Team chemistry (~1, new): "I didn't click with my team well and if I can find another opportunity to curl with others more often I'll likely go for that over Apollo, especially if it remains the same format with 2 byes per round." One respondent may be out of province for most of next season. Two noted this is their only regular social interaction outside of working from home.

How likely is your team to return? (1–5 scale, n = 101)

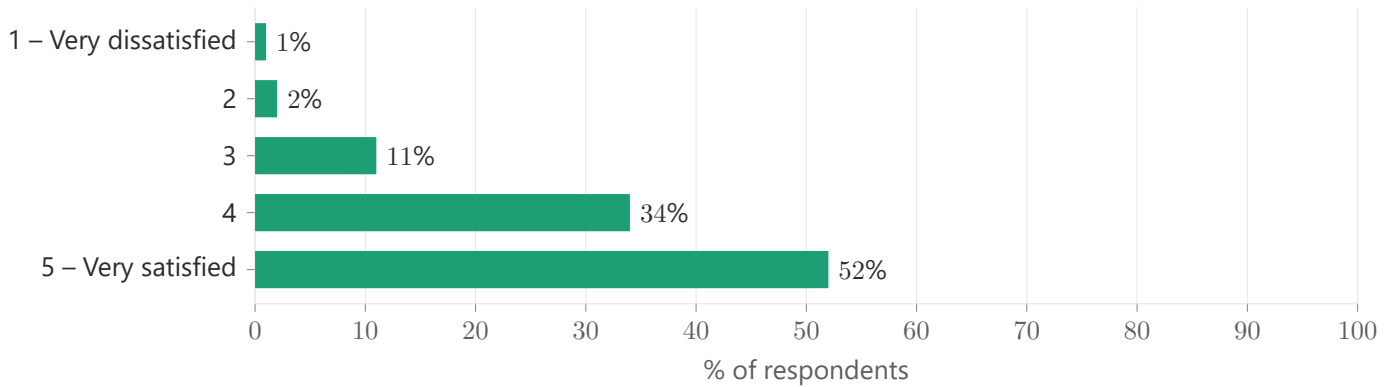
Mean: 4.49 / 5



Overall Satisfaction

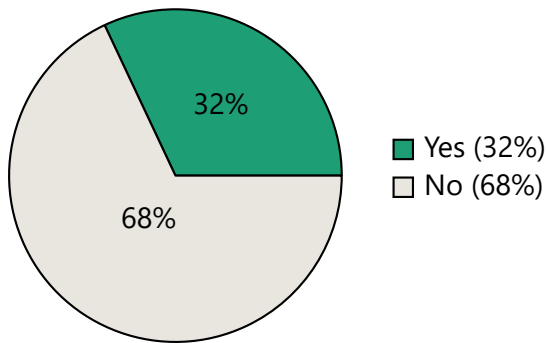
How satisfied are you with how the league is organized? (1–5 scale, n = 100)

Mean: 4.34 / 5



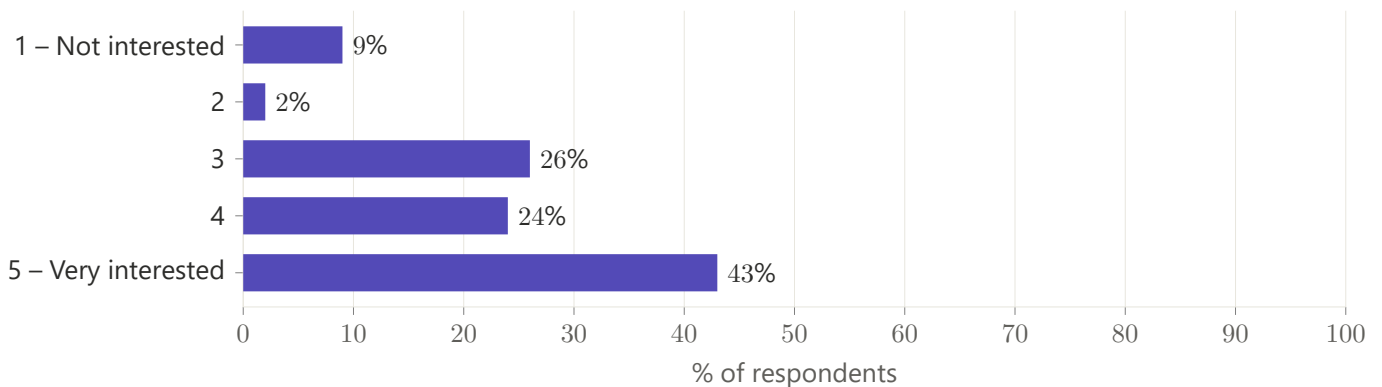
External Engagement

Do you participate in out-of-town LGBTQIA2S+ bonspiels? (n = 102)



Interest in a bonspiel "bulletin board" (1–5 scale, n = 96)

Mean: 3.85 / 5



General Feedback to Organizers

43 substantive responses to “Do you have any general feedback for the organizers?”

Appreciation (~20 responses): The single largest theme across all free-form questions. “Thank you for the great season.” “The organizers do an excellent job — it is greatly appreciated!” “It is quite remarkable the work done to keep this moving smoothly.” “A lot of it goes unseen, but it is very much appreciated by all!”

Stop league-wide byes for bonspiels (~7 responses): Repeated from the scheduling question. “Stop cancelling weekends for out of town bonspiels. Just give them a guaranteed bye.” “Is it necessary to not have games if there is an out of town Bonspiel? How many teams go out?” “I don’t think the Calgary team representation in out-of-town bonspiels justifies pausing / cancelling league play.”

Returning team registration priority (~5 responses): “Returning teams (4+ players) should have guaranteed registration.” “Returning teams where more than 50% of the prior year registrants are returning should be guaranteed a spot.” One suggested randomized registration instead of first-come-first-served.

Keep growing / don’t cap (~3 responses): “Don’t limit the amount of teams please! If anything grow bigger. Keep it inclusive to anyone who wants to play.” “Don’t let it turn into an exclusive thing like the softball league.”

Fee concerns (~3 responses): “If we play less, and more teams sign up...reduce the fees.” “The cost continues to grow for less playing time.” Note: fees actually decreased \$200 this season (\$1,500 to \$1,300) — this is a documented misperception.

Competitive balance / dual path (~3 responses): “Some teams are very competitive, and make it less fun for others. Maybe have those teams indicate it so they can compete against each other.” “It might be a good time to consider splitting the league into two: leisure league + competitive league.”

Playoff scheduling pain (~3 responses, new theme): “Hard to make everyone happy I know, but I personally disliked how the playoffs went this year. Went on way too long, with too much time between games.” “I think the playoff schedule surprised people about the gaps in the schedule at the end of the year.” “My preference has always been weekly curling (or as close as possible) over a playoff.”

Other notable feedback: Music on the ice — prefer softer background music over louder playlists (~1). Would like to keep team names year to year without having to re-claim them at registration (~1). The 5:30 draw time is a struggle for some teams — CCC afternoons would be welcome (~1). Spare invoicing didn’t happen this season — noticed but not complaining (~1).